

## Tips on how to Register as a Supporter of Endurance GB



Below you can see the screen summarising the stages to go through free Supporter of EGB.

You may already be on this page, but if not, then just go to go to the Endurance GB website at <https://egb.myclubhouse.co.uk/>, click on the “Sign In” button in the top right-hand corner and click on the green “Register here!” button.

### Not a Supporter (free), Associate Member or a Full Member yet?

The registration process is used to register your interest in Endurance GB membership and ask any questions about your membership options. There will be no obligation to join Endurance GB or requirement to pay for your membership until you choose to do so by going to your shopping basket.

If you are a non member wishing to enter local social / pleasure rides and national pleasure rides then you should use this registration process to sign up for a free Supporter membership.

CLICK [HERE](#) for some tips on how to register as a Supporter, [HERE](#) for some tips on how to register as an Associate Member and [HERE](#) for some tips on how to register as a Full Member.

If you want a bit more information on what category of membership to select before registering, then click [here](#)

Need more help? Just email us at [clubhouse@endurancegb.co.uk](mailto:clubhouse@endurancegb.co.uk)

---

### Former / Current Members

If you have been a member or supporter at any time in the past, your details may already be recorded with us. Please check with us before registering again. If in doubt, please email the EGB office at [enquiries@endurancegb.co.uk](mailto:enquiries@endurancegb.co.uk) as it is very easy for us to check for you. Alternatively, you can click [Sign In > Forgotten Password](#) to request your login details.

If you already have an Endurance GB website account and wish to change your subscription or membership type or purchase a new subscription please click [here](#) instead.

Are you registering on behalf of a child?  Yes  No

<b>1</b>	<b>2</b>	<b>3</b>	<b>4</b>	<b>5</b>	<b>6</b>	<b>7</b>	<b>8</b>	<b>9</b>
Username and Password	Personal Details	Membership Requirements	Parental Consent Form	Apply for Club Membership	Apply to be a Para Rider	Overseas Riders	Consents	Confirmation

**Stage 1:** Enter the username and password you would like & consent to EGB’s Privacy Policy and T’s & C’s.

**Stage 2:** Enter your personal details (name, address, etc).

Cont’d...

**Stage 3:** When you get to Stage 3, you will see the following screen:

**Register Interest in Endurance GB**

**Former Members Note!**  
If you have been a member at any time in the past, your details may already be recorded with us. Please check with us before registering again. If in doubt, please call the EGB office on 02476 697929 as it is very easy for us to check for you. Alternatively you can click [Sign In](#) > [Forgotten Password](#) to request your login details.

The registration process is to register your interest in Endurance GB membership and ask any questions about membership options. You will not be required to pay for your membership during this process and there will be no obligation to join Endurance GB.

Are you registering on behalf of a child?  Yes  No

Progress: 1. Username and Password, 2. Personal Details, 3. **Membership Requirements**, 4. Parental Consent Form, 5. Apply for Club Membership, 6. Apply to be a Para Rider, 7. Overseas Riders (Step 7: Overseas Riders), 8. Consents, 9. Confirmation

**Membership Requirements**

\* Core Membership

← Back

Please select ...

- Please select ...
- Full Membership - Veteran
- Life Membership
- Non-riding Membership
- Associate Member
- Supporter (Free)

Next →

In the pull-down list labelled “Core Membership”, there is an option for “**Supporter (Free)**” – choose that one!

**Stage 4:** Will be omitted if you are 18 yo or over, otherwise the Parental Consent Form should be completed. 😊

**Stage 5:** Just click “no”.

**Stage 6:** Just click “no”.

**Stage 7:** Just click “no”.

**Stage 8:** Consents: Just decide whether you want to receive general and / or sponsor messages from Endurance GB.

**Stage 9:** A summary of your entry is displayed so you can use the back button to correct any errors. Clicking the green button in the bottom right-hand corner completes the registration.

## Adding the details of your horse(s)

On completion you will see this screen (which confirms your free of charge registration).

**In order to be able to enter an Endurance GB ride, you must now add the details of your horse (again free of charge)** by clicking here – and then click on the green “Register new horse” button in the top right-hand corner of the next screen. You will need the **passport number** of your horse to complete the details.

### Registration Complete

➔ You have been automatically logged in.

Registration successfully completed for **Test W Four**.

#### Requested Membership Subscriptions

Reference	Name	Category	Costs
TFOUR36585	Test W Four	Supporter (Free) ✓ Accepted	<a href="#">View</a>

#### Next Steps

- Add a Horse (needed before you can enter a ride)**  
To add a new horse, click here and then click on the green "Register New Horse" button in the top right-hand corner of the new page that is displayed. You will need the passport number of your horse to hand. Also remember, you will need to upload a 'Flu Vaccination Certificate for your horse before you can attend a ride.
- Not sure what you can do next?**  
Click here to view a number of options for what you might want to do next?
- Go back to the Home Page**  
Go back to the home page of the website!

**What else can you do!** Click on your name in the top right-hand corner to see a menu that looks like this:

- My Profile
- Tour of the Website
- Help To Enter a Ride Online
- My Consents & Agreements
- My Additional Info (My Forms)
- My Family Group

---

- My Subscriptions
- My Horses
- My Horse Subscriptions
- My 'Flu Vacc Certifications
- My Events









---

- My Purchases
- My Payments
- My Token Transactions
- My Notification Preferences

Click on **“My Profile”** to view and amend your personal details.

Need help to enter a ride? Click on **“Help to Enter a Ride Online”**.

There are also some especially useful large icons on the home page to use once you have signed into your account:

 <b>My Profile</b> Personal info, horses & entered events	 <b>Add Horse</b> Add a new horse	 <b>Add a 'Flu Vacc Certificate</b> Add a new or update an existing 'Flu Vaccination Certificate for a horse	 <b>Not sure what to do next?</b> Click here for some help
 <b>Events Calendar</b> View calendar of upcoming events. Sign-up to events	 <b>My Events</b> View the past and future events you have entered	 <b>News</b> Latest EGB news	 <b>Blog</b> Items of interest to members

**Need more help?** Just email us at [clubhouse@endurancegb.co.uk](mailto:clubhouse@endurancegb.co.uk).