

Tips on how to Register as an Associate Member of Endurance GB



Click [here](#) for some more information about the benefits of becoming an Associate Member of Endurance GB.

Below you can see the screen summarising the stages to go through to register as an Associate Member of EGB.

You may already be on this page, but if not, then just go to go to the Endurance GB website at <https://egb.myclubhouse.co.uk/>, click on the “Sign In” button in the top right-hand corner, scroll down if necessary and then click on the green “Register here!” button.

Not a Supporter (free), Associate Member or a Full Member yet?

The registration process is used to register your interest in Endurance GB membership and ask any questions about your membership options. There will be no obligation to join Endurance GB or requirement to pay for your membership until you choose to do so by going to your shopping basket.

If you are a non member wishing to enter local social / pleasure rides and national pleasure rides then you should use this registration process to sign up for a **free Supporter membership**.

CLICK [HERE](#) for some tips on how to register as a **Supporter**, [HERE](#) for some tips on how to register as an **Associate Member** and [HERE](#) for some tips on how to register as a **Full Member**.

If you want a bit more information on what category of membership to select before registering, then click [here](#)

Need more help? Just email us at clubhouse@endurancegb.co.uk

Former / Current Members

If you have been a member or supporter at any time in the past, your details may already be recorded with us. Please check with us before registering again. If in doubt, please email the EGB office at enquiries@endurancegb.co.uk as it is very easy for us to check for you. Alternatively, you can click [Sign in > Forgotten Password](#) to request your login details.

If you already have an Endurance GB website account and wish to change your subscription or membership type or purchase a new subscription please click [here](#) instead.

Are you registering on behalf of a child? Yes No

- 1 Username and Password
- 2 Personal Details
- 3 Membership Requirements
- 4 Parental Consent Form
- 5 Apply for Club Membership
- 6 Apply to be a Para Rider
- 7 Overseas Riders
- 8 Consents
- 9 Confirmation

Stage 1: Enter the username and password you would like & consent to EGB’s Privacy Policy and T’s & C’s.

Stage 2: Enter your personal details (name, address, etc).

Cont’d...

Stage 3: When you get to Stage 3, you will see the following screen:

Register Interest in Endurance GB

Former Members Note!
If you have been a member at any time in the past, your details may already be recorded with us. Please check with us before registering again. If in doubt, please call the EGB office on 02476 697929 as it is very easy for us to check for you. Alternatively you can click [Sign in > Forgotten Password](#) to request your login details.

The registration process is to register your interest in Endurance GB membership and ask any questions about membership options. You will not be required to pay for your membership during this process and there will be no obligation to join Endurance GB.

Are you registering on behalf of a child? Yes No

1 Username and Password
2 Personal Details
3 **Membership Requirements**
4 Parental Consent Form
5 Apply for Club Membership
6 Apply to be a Para Rider
7 Overseas
Step 7: Overseas Riders
8 Consents
9 Confirmation

Membership Requirements

* Core Membership

Please select ...
Please select ...
Full Membership - Veteran
Life Membership
Non-riding Membership
Associate Member
Supporter (Free)

← Back Next →

If you are over 18yo then in the pull-down list labelled “Core Membership”, there will be an option for **“Associate Member”** – choose that one! If you are registering on behalf of a young person between the ages of 8 and 13, select the option that reads **“Junior Associate Member”**. If you are registering on behalf of a young person between the ages of 14 and 25, select the option that reads **“Young Associate Member”**.

Stage 4: Will be omitted if you are 18 yo or over, otherwise the Parental Consent Form should be completed. 😊

Stage 5: Just click “no”.

Stage 6: Just click “no”.

Stage 7: Just click “no”.

Stage 8: Consents: Just decide whether you want to receive general and / or sponsor messages from Endurance GB.

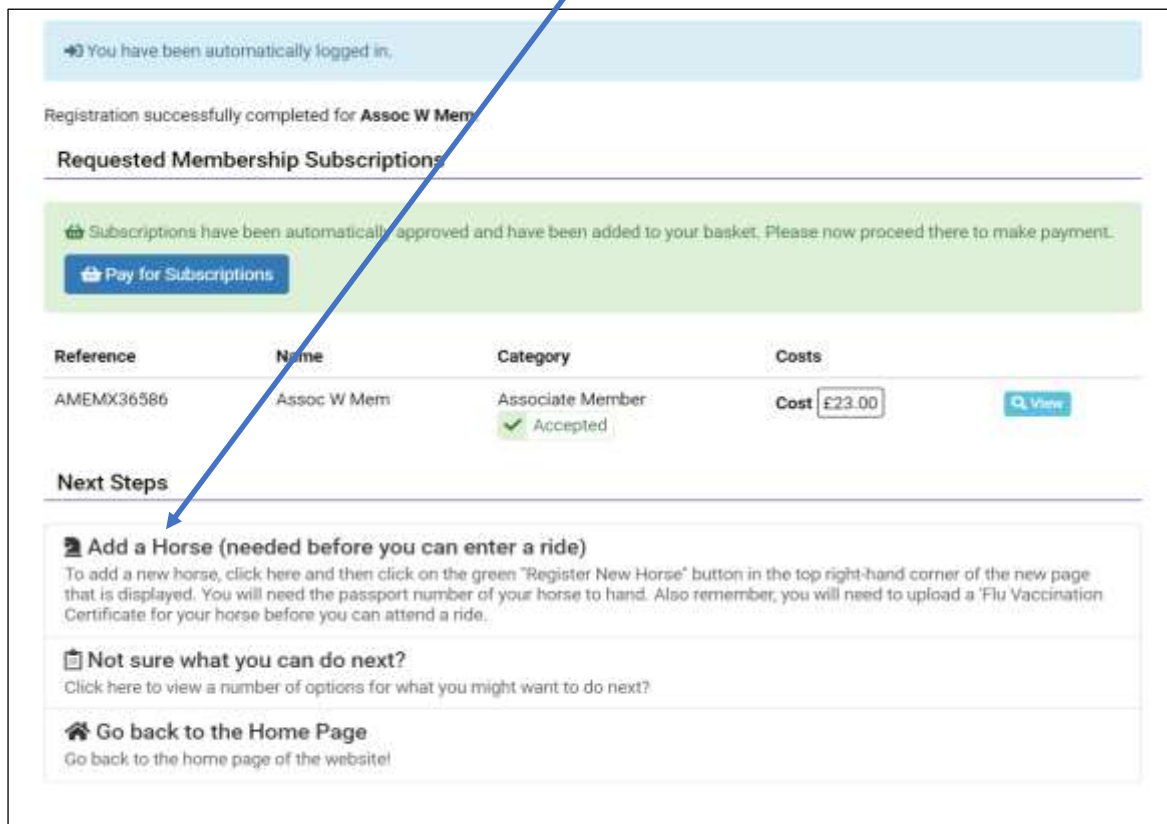
Stage 9: A summary of your entry is displayed so you can use the back button to correct any errors. Clicking the green button in the bottom right-hand corner completes the registration.

Adding the details of your horse(s)

On completion you will see this screen (which confirms your free of charge registration).

In order to be able to enter an Endurance GB ride, you must now add the details of your horse by clicking here – and then click on the green “Register new horse” button in the top right-hand corner of the next screen. You will need the **passport number** of your horse to complete the details.

Registering your horse is free of charge if you wish to enter local social rides, local or national pleasure rides or participate in the TBYB / Club Membership schemes. A Horse Competition Subscription will be due to enter Graded or Competitive Endurance Rides.



➔ You have been automatically logged in.

Registration successfully completed for **Assoc W Mem**

Requested Membership Subscriptions

📦 Subscriptions have been automatically approved and have been added to your basket. Please now proceed there to make payment.

[🛒 Pay for Subscriptions](#)

Reference	Name	Category	Costs
AMEMX36586	Assoc W Mem	Associate Member ✔ Accepted	Cost £23.00 View

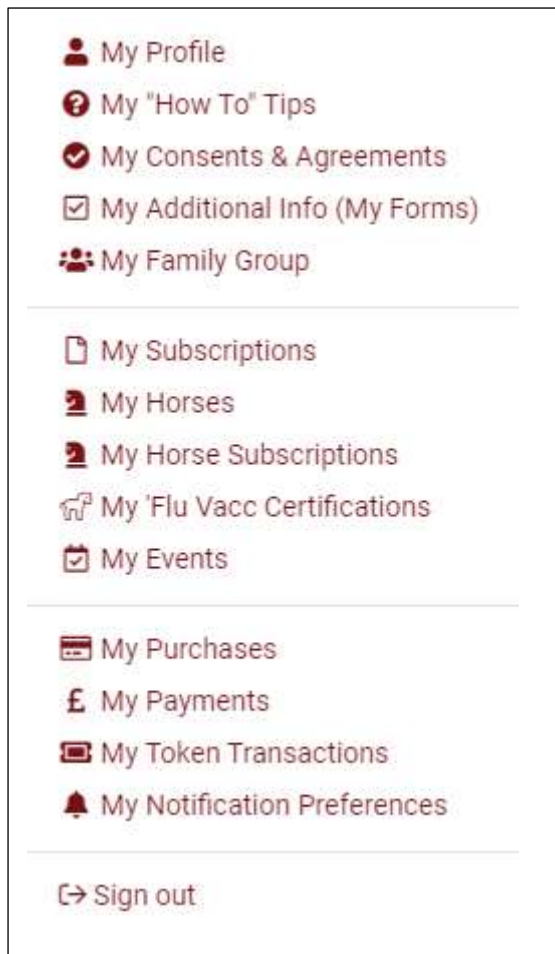
Next Steps

🐾 Add a Horse (needed before you can enter a ride)
To add a new horse, click here and then click on the green "Register New Horse" button in the top right-hand corner of the new page that is displayed. You will need the passport number of your horse to hand. Also remember, you will need to upload a 'Flu Vaccination Certificate for your horse before you can attend a ride.

📄 Not sure what you can do next?
Click here to view a number of options for what you might want to do next?

🏠 Go back to the Home Page
Go back to the home page of the website!

What else can you do! Click on your name in the top right-hand corner of the page to see a menu that looks like this:



Click "**My Profile**" to edit your personal details.

Click on "**My 'How To' Tips**" to find out how to do most things you need on the website.

Click "**My Additional Info (My Forms)**" to register as a **Club Member, a Para Rider, an International (FEI) rider and also to register for the Try Before You Buy Scheme.**

Click on "**My Family Group**" to see the details of your family group (if any).

Click on "**My Subscriptions**" to see the current status and the history of your membership.

Click on "**My Horses**" to view/amend the details of your horse(s) and add/amend authorised riders.

Click "**My 'Flu Vacc Certifications**" to see the status of the 'Flu Vacc Certificates for your horse(s).

Click on "**My Events**" to list the events entered and withdraw if necessary.

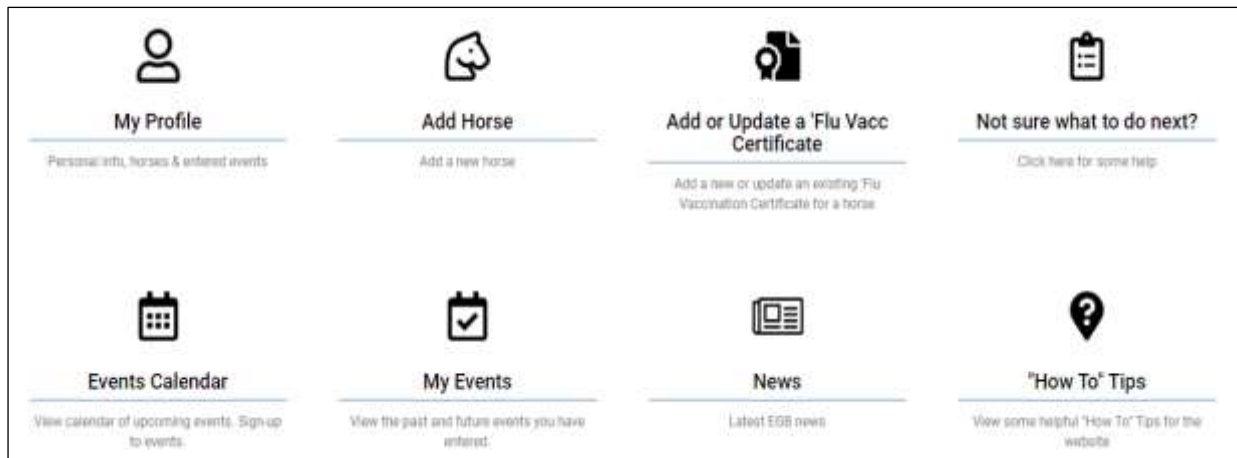
Click on "**My Purchases**" to review all purchases made with EGB.

Click on "**My Payments**" to view the payments made to EGB.

Click on "**My Token Transactions**" to see what Tokens have been awarded and/or purchased and how they have been used.

Click on "**Sign out**" to sign out of the EGB online account.

There are also some especially useful icons on the home page below the top banner to use once you have signed into your account:



Need more help? Just email us at clubhouse@endurancegb.co.uk.